

A Guide to Presentation Surfaces



Is a Whiteboard Really Just a White Board?

Egan Visual, the leader in visual communication products since 1967, has pioneered many of the advancements in presentation tools that are commonplace today.

The ubiquitous whiteboard has evolved to meet the growing expectations of presenters and trainers. This technical document shows the clear differences

in surface quality. Inferior products like painted masonite and melamine laminations have not been considered.

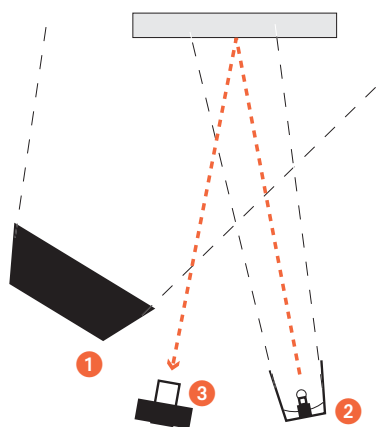
EganWall provides dry-erase utility with great projection screen qualities.

Why We Did The Test

With the increasing use of data projectors, meeting rooms need more versatile presentation surfaces. Egan has responded by engineering a unique hard coating process we call EVS (Egan Visual Surfacing). As a revolutionary whiteboard technology designed to provide the highest quality, guaranteed-to-clean dry-erase and projection surface, EVS is available in roll format, or standard markerboard formats.

We are confident that the superior qualities of EVS will stand out. For technical audiences we have included the empirical data and illustrated the comparative tests to assist your evaluation.

The images used are available online at: www.egan.com/compare/



Each sample was photographed under identical conditions.

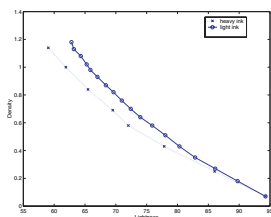
- The lighting and camera were set up to capture a 12" w x 12" h area of each sample.
- The corners of the area were marked on the wall supporting the samples.
- The samples were sequentially moved into the marked area, and secured to remain flat on the wall.

Legend

- 1 Ambient Light: Open Flood @ 3200K
- 2 Focused Spot: Fresnel Spot @ 3200K. 10° right of center.
- 3 Camera: Positioned left 10° of center to capture the glare halo.

Exposure Data

File Source: glareComp.tif	Dimension: X: 4256, Y: 2848
Date: 2006-05-09	Resolution: X: 72, Y: 72
Shutter Speed: 1/60 sec	Bits per Pixel: 1.5
F-Stop: f/5.6	Color Space: sRGB
Aperture Value: f/5.7	Light Source: Tungsten
ISO Speed: 100	
Focal Length: 70.0mm	



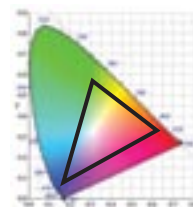
Maintaining exact color and texture fidelity to the actual appearance of an object is very challenging with a high speed printing process.

Limitations of The High Speed Printing Process

Our pre-press engineers calibrated the original photography to precisely control the reproduction so that you will be able to fairly compare these white presentation surfaces on a white sheet of printed paper. Each image has been optimized for color and contrast accuracy to preserve the effect of viewing each sample with a data projector.



The original images are available online for your independent review at: <http://www.egan.com/compare/>



The human eye can view a range greater than 10,000:1. By comparison, the typical printed page reproduces a range less than 100:1.



GRAYSCALE BARS



PROCESS
COLOR
BARS



DECANDIDI
INTENSITY
BARS



Each sample is equally underexposed to clearly show texture and projector glare.

Pixel Dimensions: 1054 x 705
Resolution: 300 x 300
Color Space: CMYK

File Source: EWP.tif
High Speed Printing Curve Compensation: 10%

Sample: **EganWall Presentation Wallcovering**

Gloss (60° Gloss Meter): 28.1°

Color: L: 95.49 a: +0.37 b: -2.88

Surface Appearance: Pure white finish with no texture or surface blemishes.

Dry-Erasability: Permanent and dry-erase markers are guaranteed-to-clean.

Projection: Very good when used with a 2500 ANSI-lumen projector.

Technical Comment: Wallcovering has a built-in liner and substantial lexan substrate, which ensures an optically flat surface that masks minor imperfections in the underlying wall. Also available in pre-assembled markerboards.



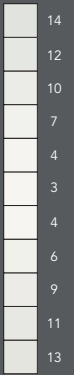
GRAYSCALE BARS



PROCESS
COLOR
BARS



DECANDIDI
INTENSITY
BARS



Each sample is equally underexposed to clearly show texture and projector glare.

Pixel Dimensions: 1054 x 705
Resolution: 300 x 300
Color Space: CMYK

File Source: DWC.tif
High Speed Printing Curve Compensation: 10%

Sample: Brand Name Dry-Erase Wallcovering

Gloss (60° Gloss Meter): 30.1°

Color: L: 94.01 a: -0.76 b: 4.54

Surface Appearance: Moderate mottled texture and a slight yellowish cast.

Dry-Erasability: Permanent marker is difficult to clean, and may stain the surface. Dry-erase cleans easily up to 48 hours and becomes more difficult to clean as time increases.

Projection: Some distortion and reflection due to wall texture. Mottled texture refracts glare halo vertically causing minor degradation of projected image. Acceptable when used with a 2500 ANSI-lumen projector in moderate office lighting.

Technical Comment: This wallcovering is very thin and susceptible to transmitting the underlying quality of the wall it is adhered to. Small bumps and valleys appear as little hot spots. (Notice a bright crescent just left of the center hot spot). Only available as a user-installed wallcovering.



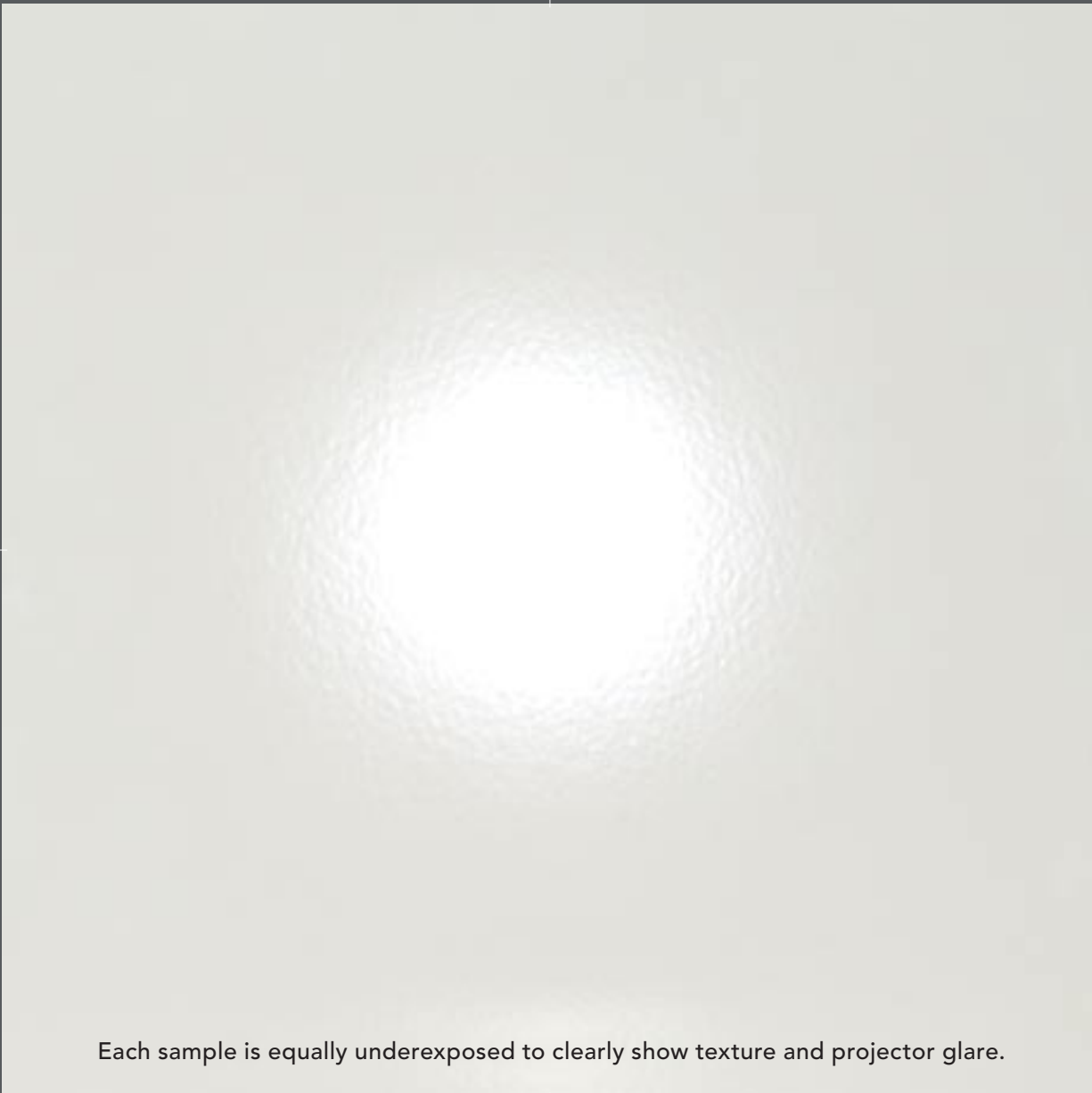

GRAYSCALE BARS



PROCESS
COLOR
BARS



DECANDIDI
INTENSITY
BARS



Each sample is equally underexposed to clearly show texture and projector glare.



Pixel Dimensions: 1054 x 705
Resolution: 300 x 300
Color Space: CMYK

File Source: WPR.tif
High Speed Printing Curve Compensation: 10%



Sample: Brand Name White Porcelain

Gloss (60° Gloss Meter): 89.3°

Color: L: 88.82 a: -0.67 b: +3.42

Surface Appearance: Highly reflective with distinct "orange peel" texture.

Dry-Erasability: Excellent. Guaranteed to clean.

Projection: Brilliant glare halo. Not suitable for projection. Excessive reflection degrades image and may cause eye-strain.

Technical Comment: Room lights glare on this surface, decreasing legibility. Steel backing adds substantial weight and installation expense. Often available in pre-assembled markerboards.



Award-Winning
EganWall



Guaranteed-to-clean – The EVS Product Line



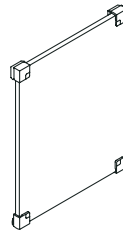
EganWall Specifications

EganWall is a presentation wallcovering offered in 54" or 48" high rolls cut to your specified width. There are two surface grades: EWW for dry-erase application; and EWP for dry-erase and projection applications.

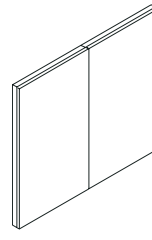
EganWall features a UV-cured optical hardcoat, fused to an exceptionally white, opaque substrate. This non-permeable coating permits dry-erase markers to be erased without any residual shadow or ghosting. The coating is laminated to one side of a dimensionally stable, optically flat poly-carbonate, with a thick non-woven natural cellulose and synthetic fiber fabric, treated with a chemical binder laminated to the back. The low gloss of both surfaces improves legibility and performance as a projection screen.

Specifications	EWW	EWP
Gloss: (60° Gloss Meter)	40° +/-2	30° +/-2
Color: (LAB Model)	L: +95.49 a: +0.37 b: -2.88	L: +95.49 a: +0.37 b: -2.88
EVS Base Material Type:	.005" or .127mm white polyester	
Backing Material Type:	.015" or .381mm poly-carbonate .003" or .0762 mm natural cellulose/synthetic fibre	
Total Thickness:	.025" or .58mm	
Linear Weight: (at 54"h)	32.4oz/yd or 1002g/m	
Total Weight:	21.602/yd ² or 755g/m ²	

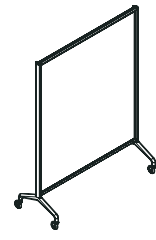
Tests	Results
Flexibility:	Pass 1" diameter mandrel coating out
Coating Hardness:	Pass: 100 cycles using a 1" finger and 0000 steel wool on Crockmeter.
Flammability:	ASTM E-84 material tested on Glass Reinforced Cement Board. Class A for most authorities having jurisdiction.
24-hour Chemical Resistance:	Acetone, Antifreeze, MEK, VMP Naptha, IPA, Windex™ wipes, Hexane, Liquid detergent, Turpentine, Formula 409™, Mineral spirits, Clorox™ wipes, Pledge™, Gasoline, Vinegar, Diesel Fuel, Vegetable oil, motor oil, Crisco™, Transmission Fluid, Salt water, Mustard, Catsup, Coffee, Tea, Coca Cola™, Ink, Sharpie™ Permanent Marker, Lip stick, Red food dye, Shoe Polish.



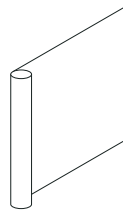
Markerboards



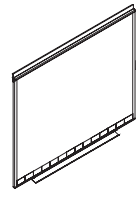
Cabinets



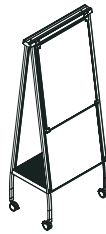
V-Series Mobiles



EganWall



TeamBoard



A-Frame VersaMobile

Care & Maintenance

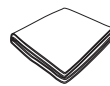
Recommended Dry-Erase Markers

All dry-erase markers can be used on EVS markerboards. For optimal performance, Egan recommends solvent-based dry-erase markers. Low odor water-based markers are not recommended, as the water takes longer to dry, leaving behind a film. Egan suggests Expo® scented markers as an alternative to low odor markers. Regular cleaning will prevent dirt and contaminants from creating a filmy build up which can impede performance.

Daily Care and Maintenance

Wipe your EVS board with an EganCloth and an ammonia based cleaner. Rinse with clear water. More thorough cleaning may be required if writing is left on the board for more than two days.

Egan Recommends the use of EganCloth™ for a guaranteed-to-clean, dust-free whiteboard solution:



- The EganCloth works best dry.
- Hold it any way that feels comfortable to wipe the board.
- When areas of the cloth become dirty, simply refold to expose clean, unused fabric.
- Dry-erase dust may appear on the cloth, but it will not transfer to your hands, clothing, walls or carpet, even after 100 uses.
- Regular use of an ammonia based cleaner is recommended.
- Remove all dry-erase markings from the board with an EganCloth before applying an ammonia based cleaner.



Egan Visual, Inc.
U.S.A. and Canada
www.egan.com

Tel 905-851-2826 or 1-800-263-2387
Fax 905-851-3426 or 888-609-8886
evi@egan.com

Wolf Gordon

Distributed in the USA
by Wolf-Gordon Inc
www.wolf-gordon.com

Tel 718-361-6611 or 1-800-347-0550
Fax 718-361-1090
info@wolf-gordon.com

New York Showroom
Tel 212-319-6800

Los Angeles Showroom
Tel 310-652-1914

Chicago Showroom
Tel 312-755-1892